

- Affordable with quality components
- Established and well-tested hardware
- Adapted for harsh Nordic climate and light conditions
- Multiple maintenance acces, front and rear

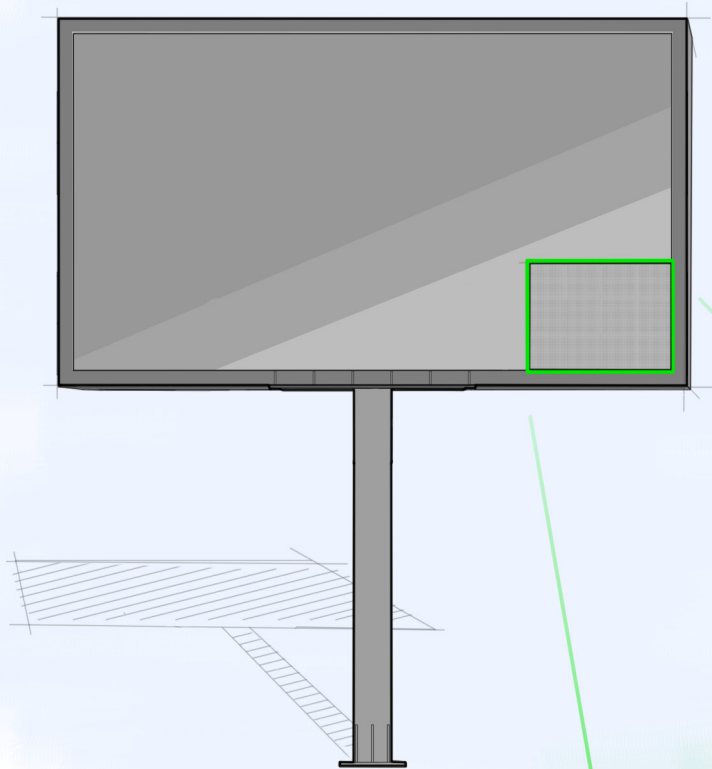
LED-Screen for outdoor use

Microbus Essential may not look to be the most advanced, but stands on well established and thoroughly tested hardware. Each of the included components have been painstakingly selected to fit the Nordic climate and will withstand the large seasonal differences in weather and temperature.

Microbus Essential is a pure workhorse for those who want to combine affordability with high quality.

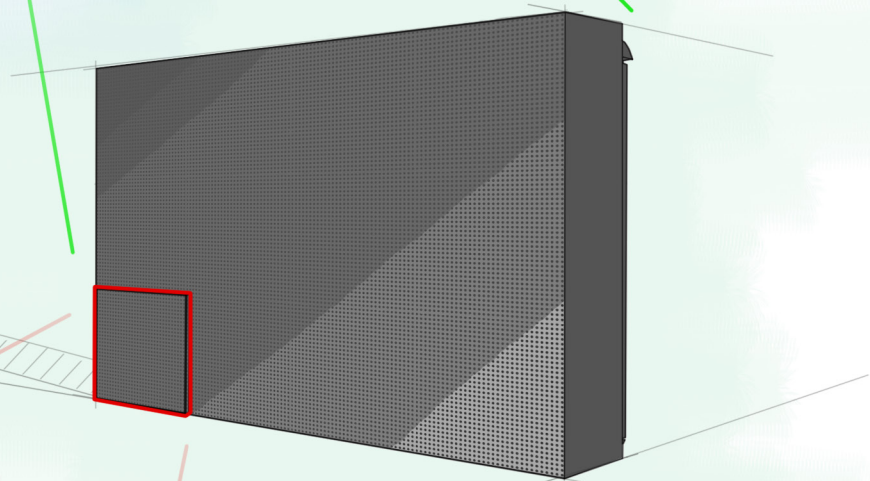
LED-display

A LED-display come in many different sizes, often a combination of many smaller cabinets



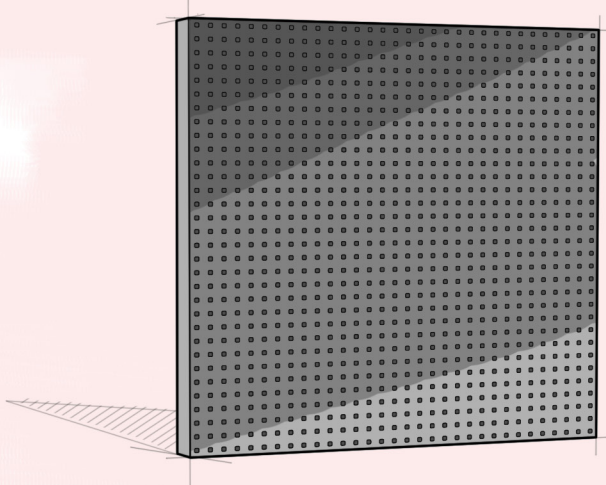
Cabinet

A cabinet, also known as a panel, is in turn a combination of many smaller modules



Module

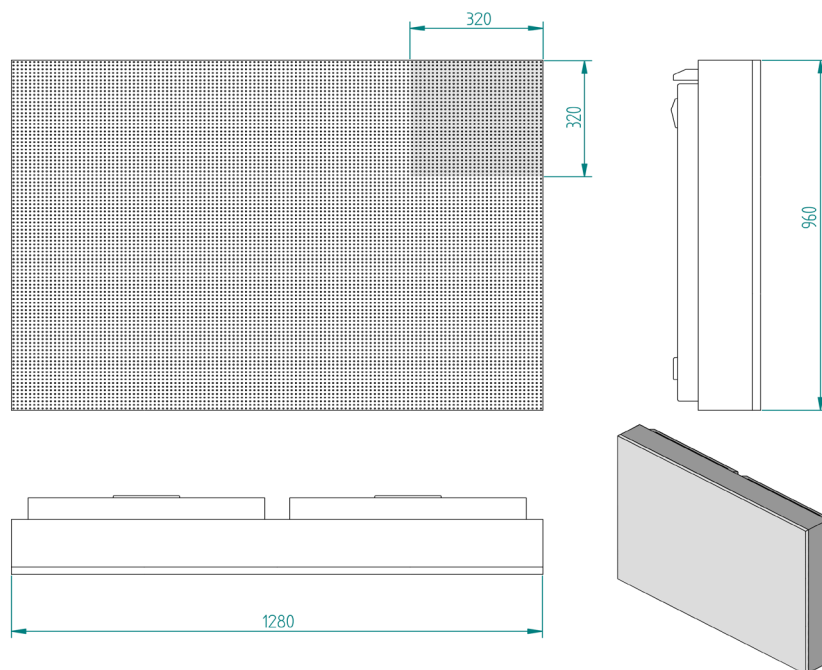
A module is the smallest Screen section in a LED-display



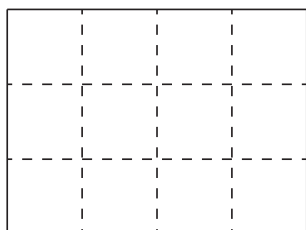
Cabinet

Technical data

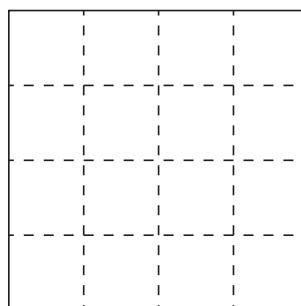
Type	Essential P16 DIP
Article number	65-005-47
Pitch	16 mm
LED-set	DIP
Module dimensions (WxH)	320x320 mm
Connectors	Gold plated
EMI-filter	Yes
Soft start	Yes
Case	Galvanized steel or aluminium
Circuit Board	Double layered copper, gold immersed
Protective lacquer	Yes, extra thick
Maintenance Access	Multiple, front and rear
Brightness adjustment	Automatic
Pixel density	3906 pixels/m ²
Pixel configuration	1R1G1B
Visibility angle	H:105°; V:50°
Grey scale	16 bit
Update frequency	≥2,000 Hz
Weight	≤60 kg/m ² , ≤45 kg/m ²
Maximal consumption	350 W/m ²



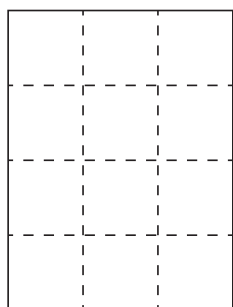
Standard Cabinet Sizes



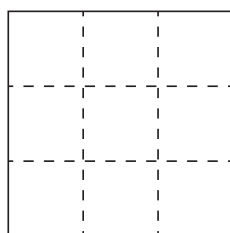
1280 x 960 mm
80 x 60 pixels



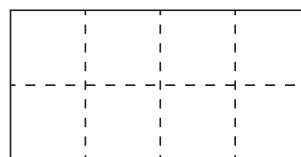
1280 x 1280 mm
80 x 80 pixels



960 x 1280 mm
60 x 80 pixels



960 x 960 mm
60 x 60 pixels




1280 x 640 mm
80 x 40 pixels

Module


Technical data

Dimensions Module (WxH)	320x320 mm
Pitch	16 mm
Diod type	DIP
Resolution (WxH)	20x20 pixels



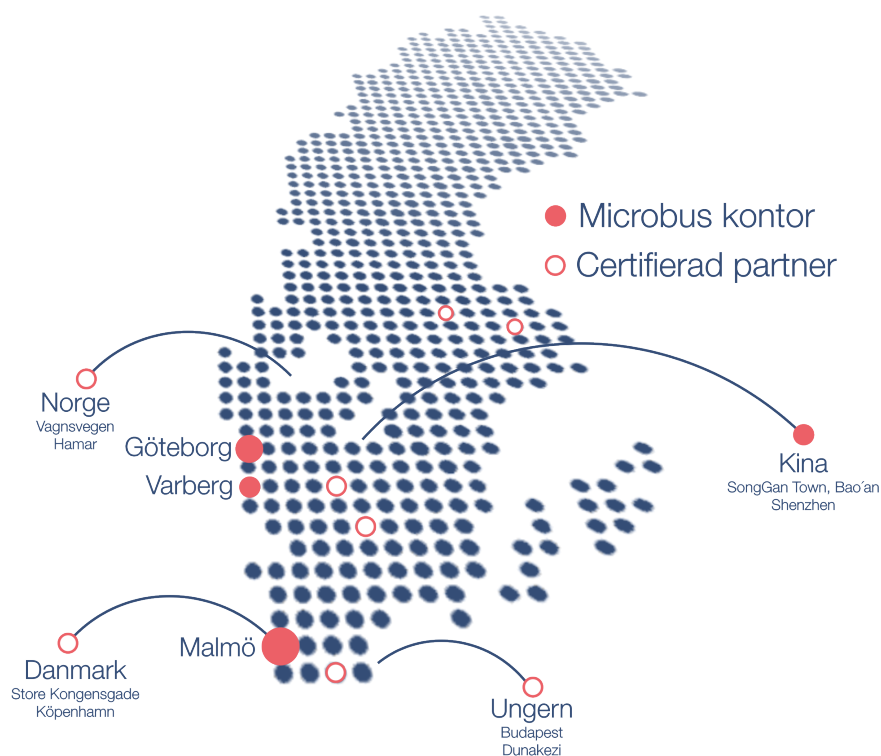
Fast Dismantling

Essential P16 DIP has easy access for service maintenance in both front and rear. At the rear there are cabinet doors, opened by key, which allow easy access to modules, power supply, and more. The modules can also be serviced and switched from the front using only a screwdriver.



MICROBUS ELECTRONIC SERVICE AB

Electronic signs since 1983



info@MicrobusGroup.se | Vxl. 040 – 53 96 80 | Org.nr 556235-7151 | Företagsinfo: www.MicrobusGroup.se

Våra produkter: www.LEDdisplay.se

MALMÖ
Microbus AB
Hantverkaregatan 8
232 34 Arlöv, Sweden
Tel. 040 – 53 96 80

GÖTEBORG
Microbus AB
Hults Gata 24
436 44 Askim, Sweden
Tel. 031 – 79 71 555

VARBERG
Microbus AB
Järngatan 10
432 32 Varberg, Sweden
Tel. 0340 - 54 21 10

SHENZHEN
Microbus AB
Room 905, floor 9 HuaMei
HuaMei road, SongGang
Bao'an Shenzhen, China