



- Flexible Cabinet solution, can be assembled horizontally or vertically
- Very bright, excellent picture in daylight
- Maintenance access front and rear

LED-display outdoors

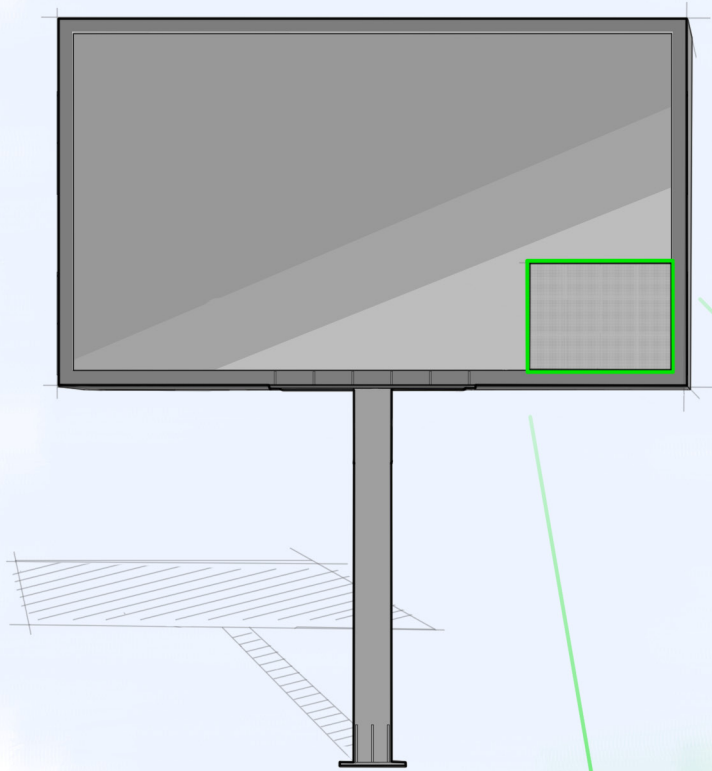
Microbus Cross/Multi is a robust and very bright LED-display adapted for nordic climate and light conditions. The LED-display is light, well designed and the cabinets can be installed both horizontally and vertically. The cabinets are die cast aluminum and fit together seamlessly.

Microbus Cross/Multi is at home in a variety of environments and applications like sport arenas and events.



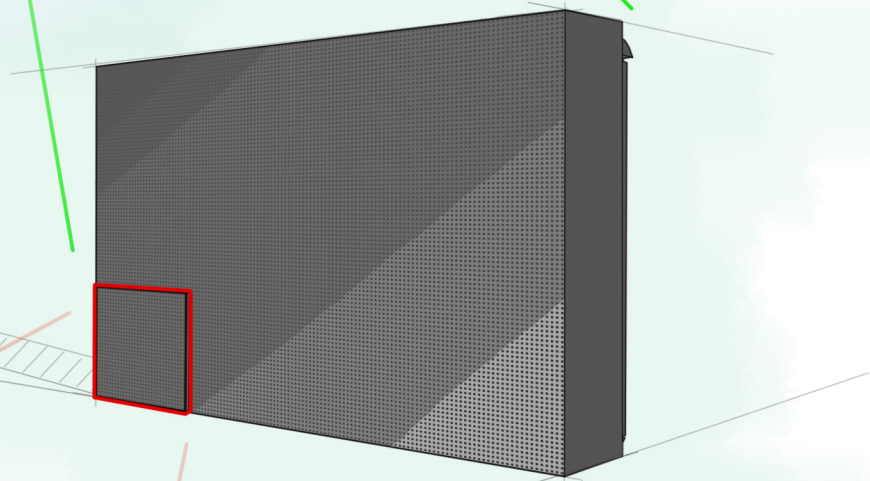
LED-display

A LED-display come in many different sizes, often a combination of many smaller cabinets



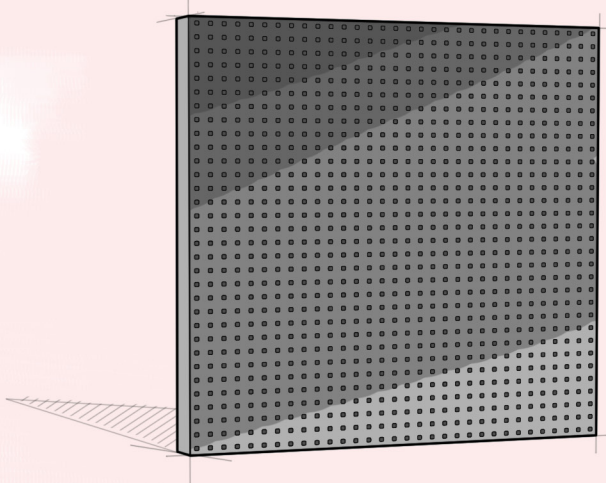
Cabinet

A cabinet, also known as a panel, is in turn a combination of many smaller modules



Module

A module is the smallest Screen section in a LED-display



Cabinet

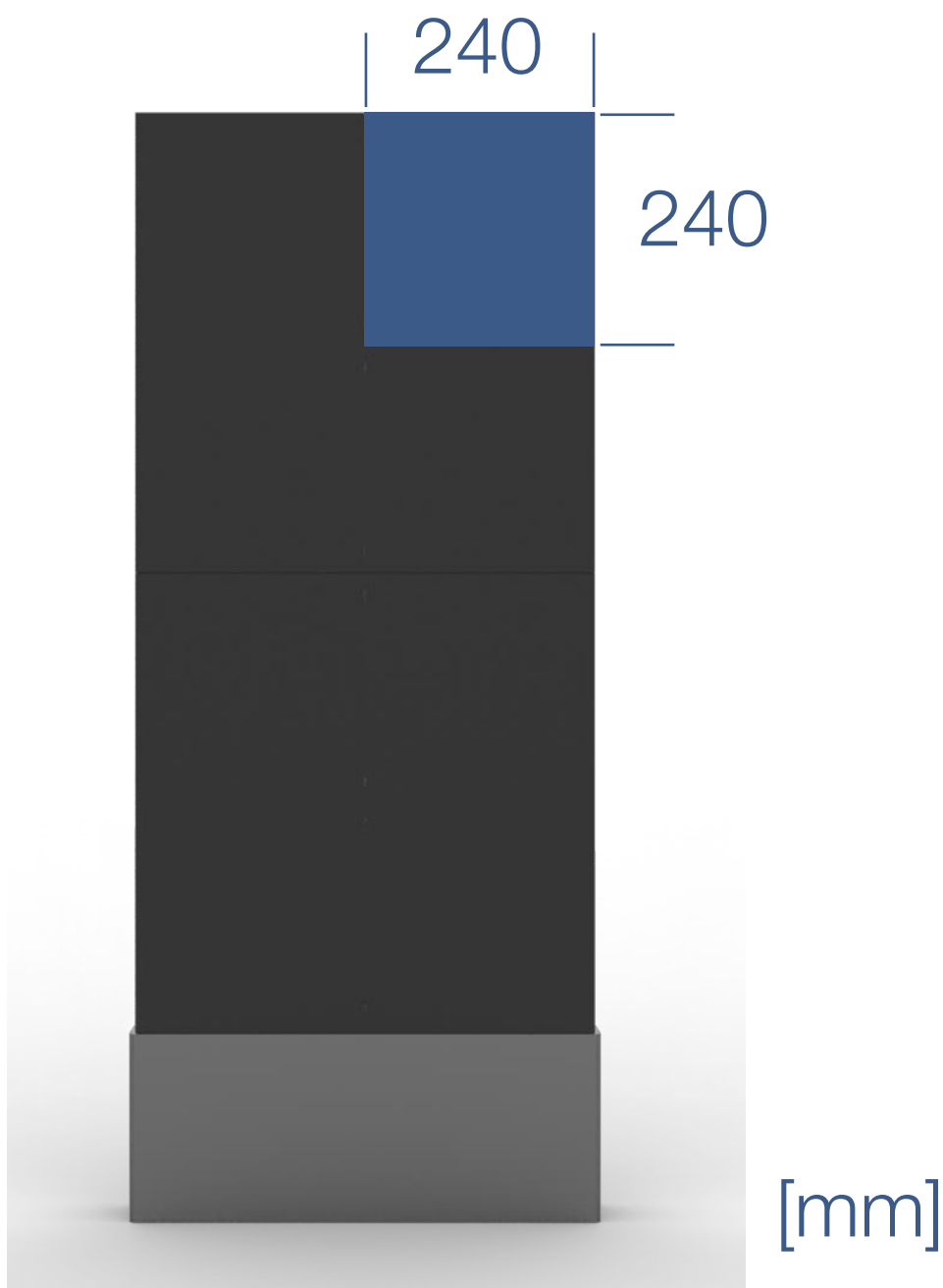
Technical data

Type	Cross/Multi P10 DIP
Article number	65-055-63
Pitch	10 mm
LED-set	DIP346
Cabinet dimensions	480x960 mm
Module dimensions	240x240 mm
Connectors	Gold plated
EMI-filter	Yes
Soft start	Yes
Case	Die cast aluminum
Circuit board	4 layered copper, gold immersed
Protective lacquer	Yes
Maintenance Access	Front and rear
Brightness adjustment	Automatic
Pixel density	10 000 pixels/m ²
Pixel configuration	1R1G1B
Visibility angle	H:140°; V:140°
Update frequency	≥ 1920-3840 Hz
Weight	≤35 kg/m ²
Maximal consumption	650/750 W/m ²


Module

Technical data

Dimensions Module (WxH)	240x240 mm
Pitch	10 mm
Diod type	DIP346
Resolution (WxH)	24x24 pixels




Cabinet



Flexible Cabinet Solutions



Microbus Cross/Multi can be installed in either a horizontal or vertical position. This allows the cabinets to be built robustly but still fit the needs of many different applications.



Having questions? Don't hesitate to contact us!

Flexible Cabinet Solutions continued

Microbus Cross/Multi can easily be altered to a sport perimeter WallTV. This is done by assembling two cabinets and adding a bounce cushion and two angle brackets, as can be seen below. The paired up cabinets are then seamlessly added to each other until they reach your desired leangth.




Flexible Cabinet Solutions Continued

Microbus Cross/Multi cabinets can be angled against each other in concave arches. The angle between each cabinet can be up to 15°, able to fit a large number of applications.

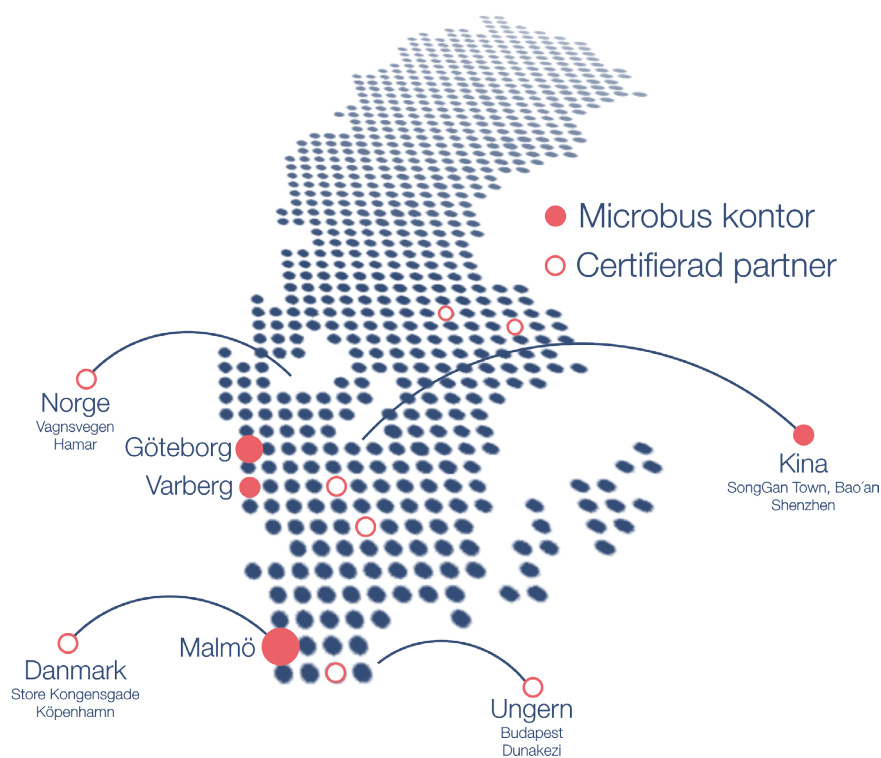


Microbus Cross/Multi cabinet can also easily be used as a rollup.



MICROBUS ELECTRONIC SERVICE AB

Electronic signs since 1983



info@MicrobusGroup.se | Vxl. 040 – 53 96 80 | Org.nr 556235-7151 | Företagsinfo: www.MicrobusGroup.se

Våra produkter: www.LEDdisplay.se

MALMÖ
Microbus AB
Hantverkaregatan 8
232 34 Arlöv, Sweden
Tel. 040 – 53 96 80

GÖTEBORG
Microbus AB
Hults Gata 24
436 44 Askim, Sweden
Tel. 031 – 79 71 555

VARBERG
Microbus AB
Järngatan 10
432 32 Varberg, Sweden
Tel. 0340 - 54 21 10

SHENZHEN
Microbus AB
Room 905, floor 9 HuaMei
HuaMei road, SongGang
Bao'an Shenzhen, China