



- Flexible Cabinet solution, can be assembled horizontally or vertically
- Very bright, excellent picture in daylight
- Maintenance access front and rear

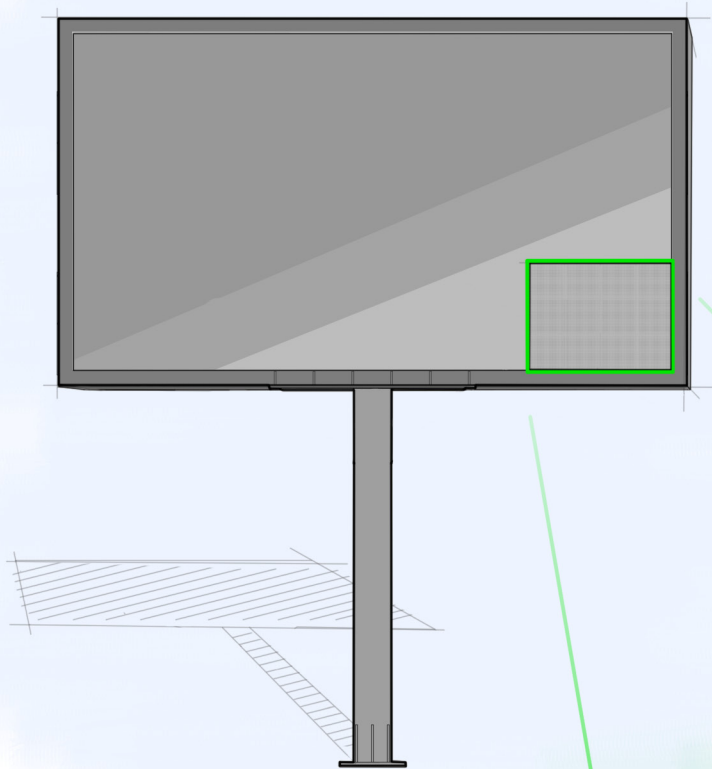
## LED-display outdoors

Microbus Cross/Multi is a robust and very bright LED-display adapted for nordic climate and light conditions. The LED-display is light, well designed and the cabinets can be installed both horizontally and vertically. The cabinets are die cast aluminum and fit together seamlessly.

Microbus Cross/Multi is at home in a variety of environments and applications like sport arenas and events.

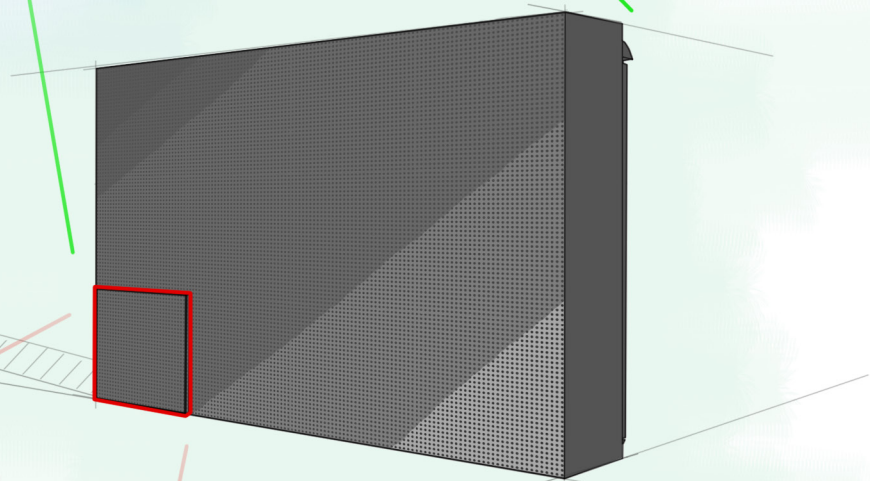
## LED-display

A LED-display come in many different sizes, often a combination of many smaller cabinets



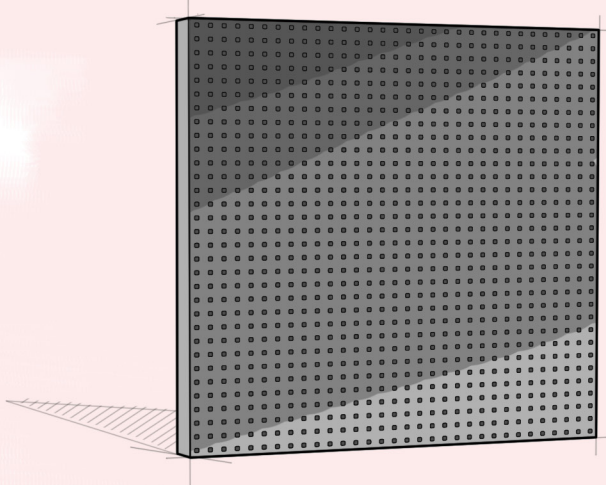
## Cabinet

A cabinet, also known as a panel, is in turn a combination of many smaller modules



## Module

A module is the smallest Screen section in a LED-display



## Cabinet

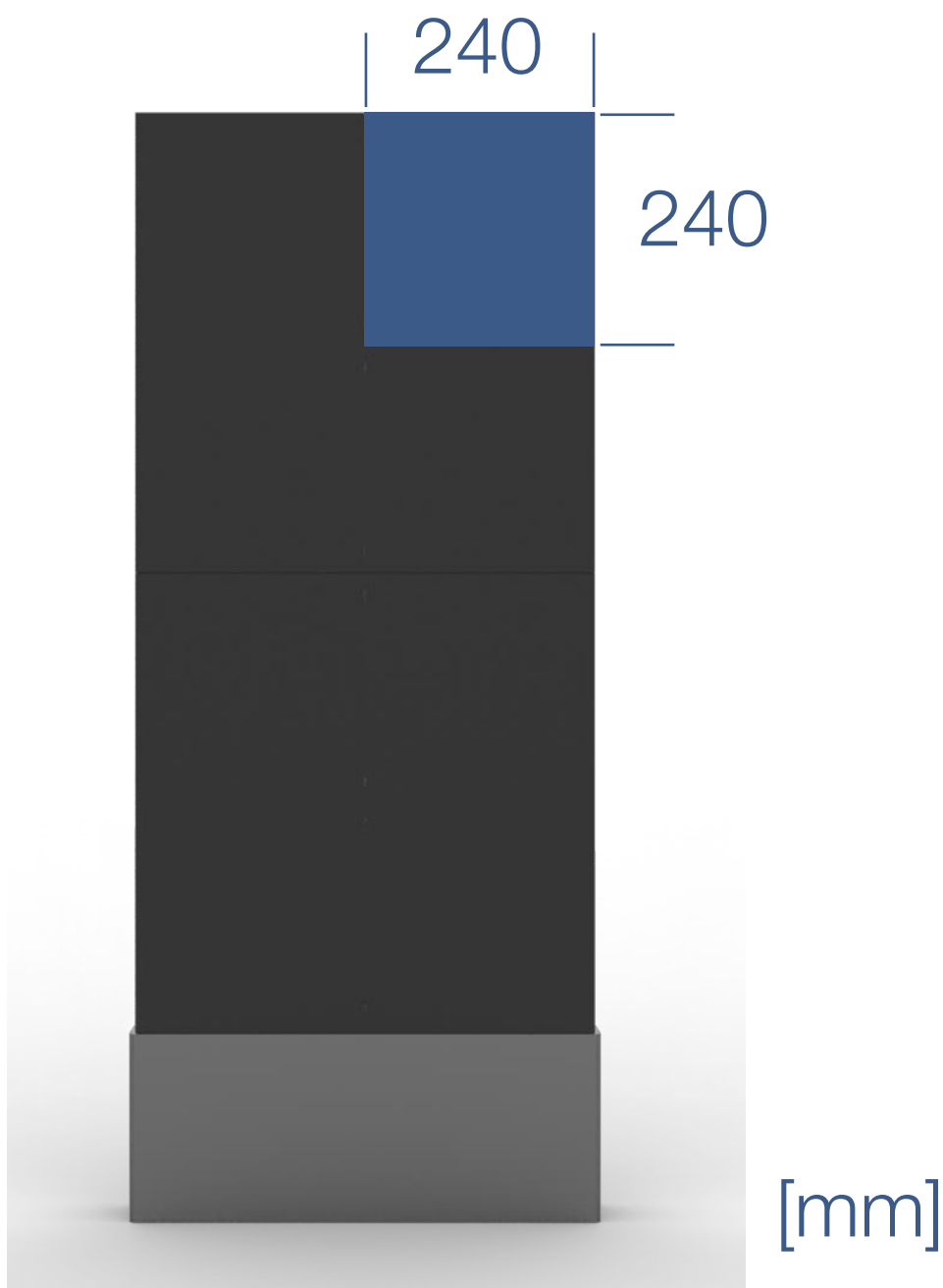
## Technical data

Type	Cross/Multi P6 SMD
Article number	65-055-46
Pitch	6 mm
LED-set	SMD2727
Cabinet dimensions	480x960 mm
Module dimensions	240x240 mm
Connectors	Gold plated
EMI-filter	Yes
Soft start	Yes
Case	Die cast aluminum
Circuit board	4 layered copper, gold immersed
Protective lacquer	Yes
Maintenance Access	Front and rear
Brightness adjustment	Automatic
Pixel density	27 556 pixels/m <sup>2</sup>
Pixel configuration	1R1G1B (SMD 3in1)
Visibility angle	H:140°; V:140°
Update frequency	≥ 1920-3840 Hz
Weight	≤35 kg/m <sup>2</sup>
Maximal consumption	650/750 W/m <sup>2</sup>

## Module


### Technical data

Dimensions Module (WxH)	240x240 mm
Pitch	6 mm
Diod type	SMD2727
Resolution (WxH)	40x40 pixels






## Cabinet



## Flexible Cabinet Solutions



Microbus Cross/Multi can be installed in either a horizontal or vertical position. This allows the cabinets to be built robustly but still fit the needs of many different applications.



Having questions? Don't hesitate to contact us!

## Flexible Cabinet Solutions continued

Microbus Cross/Multi can easily be altered to a sport perimeter WallTV. This is done by assembling two cabinets and adding a bounce cushion and two angle brackets, as can be seen below. The paired up cabinets are then seamlessly added to each other until they reach your desired leangth.




## Flexible Cabinet Solutions Continued

Microbus Cross/Multi cabinets can be angled against each other in concave arches. The angle between each cabinet can be up to 15°, able to fit a large number of applications.

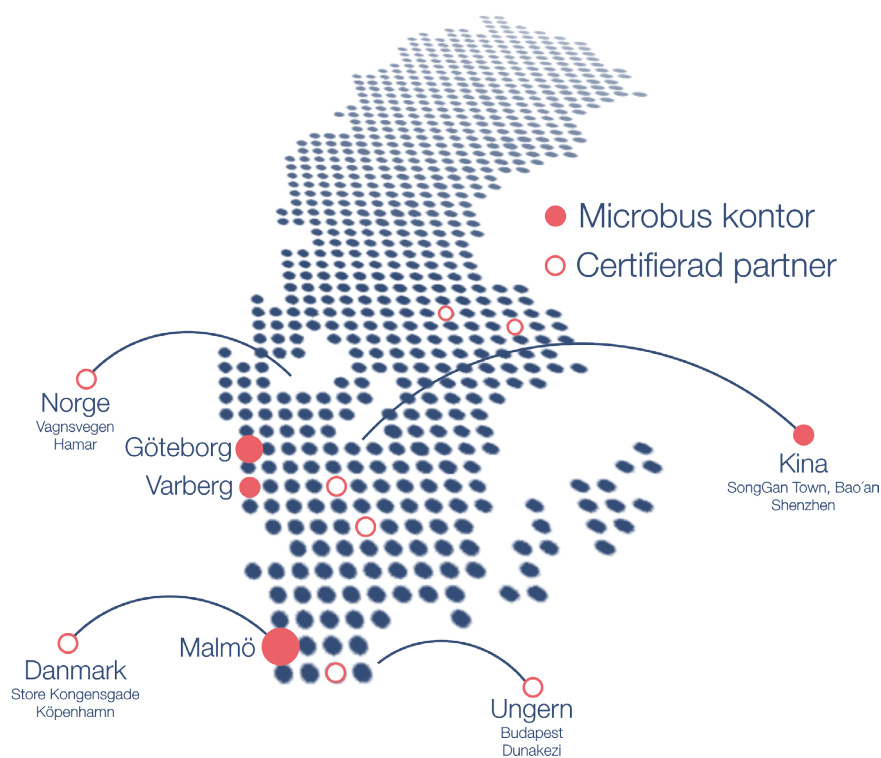


Microbus Cross/Multi cabinet can also easily be used as a rollup.



MICROBUS ELECTRONIC SERVICE AB

# Electronic signs since 1983



info@MicrobusGroup.se | Vxl. 040 – 53 96 80 | Org.nr 556235-7151 | Företagsinfo: [www.MicrobusGroup.se](http://www.MicrobusGroup.se)

Våra produkter: [www.LEDdisplay.se](http://www.LEDdisplay.se)

**MALMÖ**  
Microbus AB  
Hantverkaregatan 8  
232 34 Arlöv, Sweden  
Tel. 040 – 53 96 80

**GÖTEBORG**  
Microbus AB  
Hults Gata 24  
436 44 Askim, Sweden  
Tel. 031 – 79 71 555

**VARBERG**  
Microbus AB  
Järngatan 10  
432 32 Varberg, Sweden  
Tel. 0340 - 54 21 10

**SHENZHEN**  
Microbus AB  
Room 905, floor 9 HuaMei  
HuaMei road, SongGang  
Bao'an Shenzhen, China